



“How to”- Facebook Fundraiser Challenge

Learning 4 Life Farm (TLS)

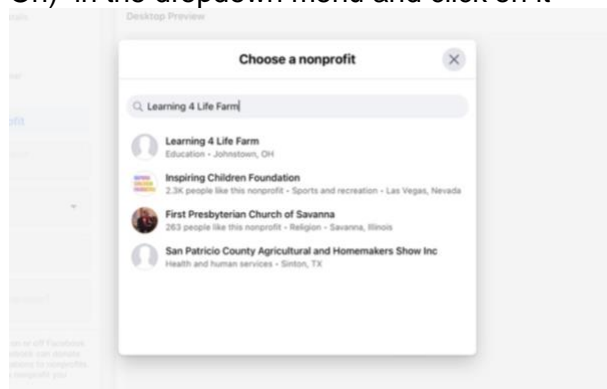
Computer/ PC Instructions

From your Facebook Homepage, click the “6-dot square” or “plus sign” in the upper right corner, then click on  "fundraiser" from the dropdown menu.

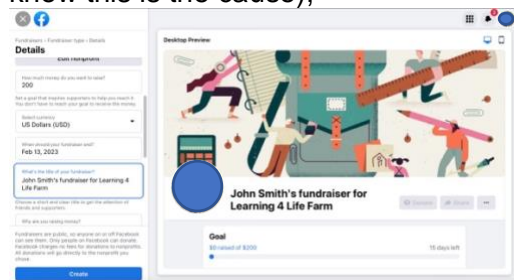


Click on "Search Nonprofits"

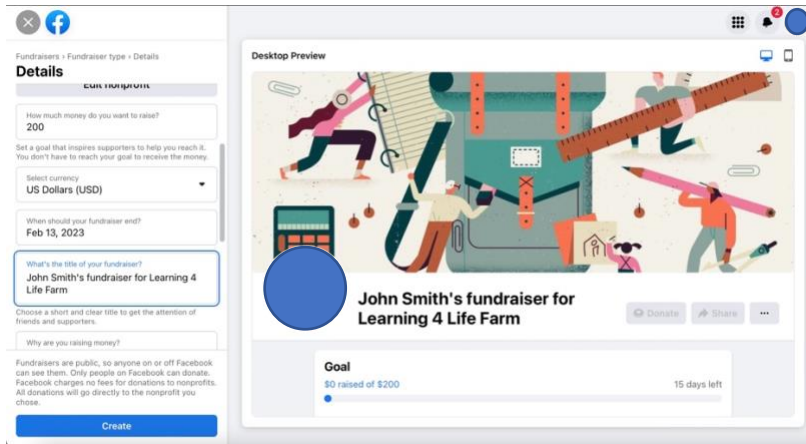
Enter "Learning 4 Life Farm" in the search bar, then select "Learning 4 Life Farm" (Johnstown, Oh) in the dropdown menu and click on it



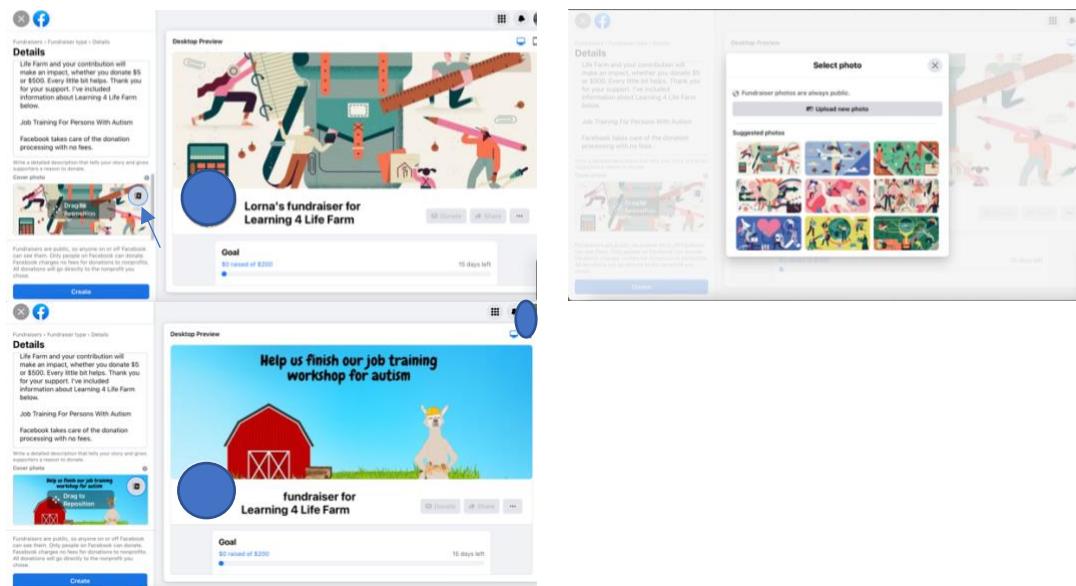
Update your Fundraiser title (we suggest adding the word "Autism" in there somewhere so folks know this is the cause),



add a personal note to your details - a sentence like "We're building a job training alpaca barn for young people on the autism spectrum"



and update the image (image options at the end of this post - you have to save them on your computer or device to use them) - click on the little plus sign icon at the upper corner of the "cover photo" section.



OR just leave everything as is if that's easier!

Then hit "Create"

Here's an image you can use - download to your computer or device, then upload it in your fundraiser edit section

NOTE: on your phone or mobile device, click the list icon (looks like three little lines stacked up) on the lower right corner of your Facebook homepage, then select "fundraiser" (look for the heart in a circle) from the menu - you might have to scroll down a bit to see it.

Our Facebook Fundraiser Challenge is underway! Check out this How-To for your desk/laptop and some pictures you can use to get YOUR Facebook Fundraiser set up. Let's hit our \$10,000 total goal and complete the barn job training workshop for autism!

Big Thank You's to Angela Ramos Fields Jill Frazier Medley and everyone else who has already set up their Fundraiser - we are doing this! We've already raised over \$3k!