

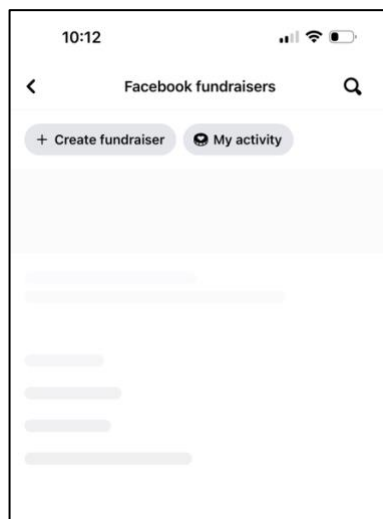
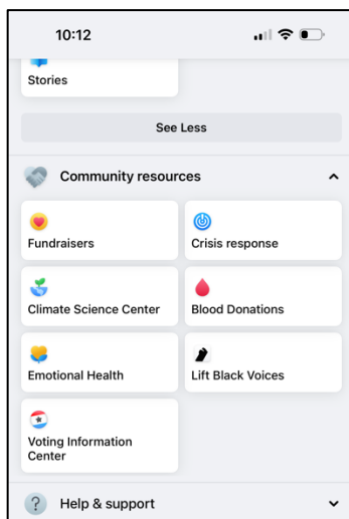
“How to”- Facebook Fundraiser Challenge

Learning 4 Life Farm (TLS)

Mobile Instructions

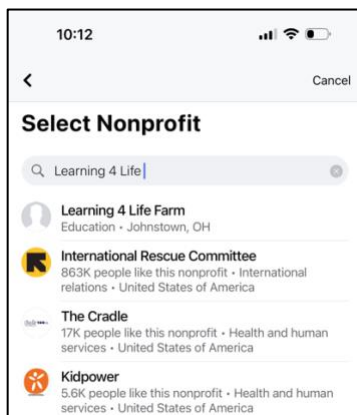
From your Facebook Homepage, click on “menu” in the bottom left corner, then scroll down to Community Resources.

Under community resources there will be a tab labeled Fundraisers then select +Create Fundraiser

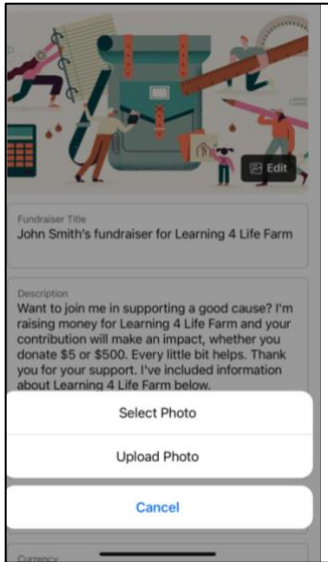


Click on "Search Nonprofits"

Enter "Learning 4 Life Farm" in the search bar, then select "Learning 4 Life Farm" (Johnstown, Oh) in the dropdown menu and click on it

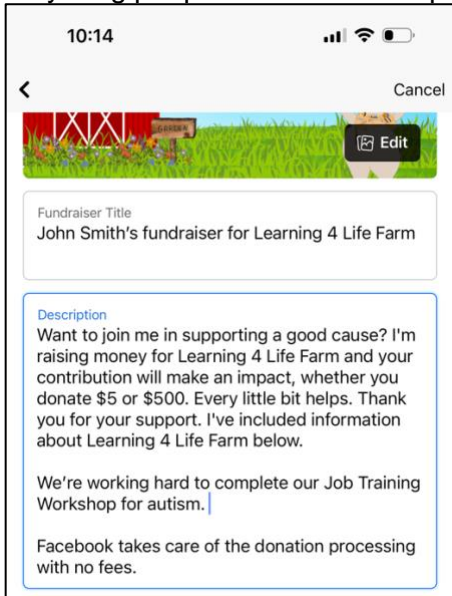


Update the image -click on the original photo it will provide two options “**Select Photo**”- will let you choose from original Facebook covers or “**Update Photo**”- will provide access to your camera roll.



Update your Fundraiser title (we suggest adding the word "Autism" in there somewhere so folks know this is the cause),

Add a personal note to your details - a sentence like "We're building a job training alpaca barn for young people on the autism spectrum"



Then hit "Create"

Here's an image you can use - download to your computer or device, then upload it in your fundraiser edit section